

AN EFFICIENT APPROACH OF PEAK TO AVERAGE POWER RATIO REDUCTION IN OFDM USING CAP-PT METHOD

C. Raja Rajeshwari¹, M. Rajkumari²

¹PG Student, ²Assistant Professor (Senior)

Department of ECE, Sri Shakthi Institute of Engineering and Technology,
L& T Bypass Road, Coimbatore, Tamil Nadu, India

ABSTRACT

The main drawback of OFDM signals demonstrates high fluctuations termed as Peak to Average Power Ratio (PAPR). A signal with high PAPR when amplified by a Power Amplifier (PA) without any special treatment results in severe impairments, i.e., non-linear distortions. Hence this non linearity destroys the orthogonality of the OFDM signal and introduces out-of-band radiation and in band distortions. The existing method doesn't have high capability of PAPR reduction with significant high Bit Error Rate (BER) degradation. Hence this proposed CAP-PT (clipping, Amplification and Peak Windowing/ Partial Transmit) method combines the effect of clipping the peak signals and amplifies the signals that have low amplitude. Out of band radiations which is caused by clipping is suppressed by peak windowing process. Then followed by partial transmit which reduces in band distortions. The PAPR reduces to the great extent without BER degradation. Simulation results demonstrate that the proposed CAP-PT method yields the better performance than the existing methods.

KEYWORDS: OFDM, PAPR Reduction, Multicarrier transmission, Clipping, Amplification, Peak Windowing, Partial Transmit

I. INTRODUCTION

OFDM is one of the multicarrier modulation (MCM) techniques for 4th Generation (4G) wireless communication. This technique is very attractive technique for high-speed data transmission used in mobile communication, Digital terrestrial mobile communication, Digital Audio Broadcasting (DAB), Digital Video Broadcasting terrestrial (DVB-T), wireless asynchronous transfer mode (WATM), Modem/ADSL. OFDM has many advantages such as robustness in frequency selective fading channels, high spectral efficiency, immunity to inter-symbol interference and capability of handling very strong multipath fading [1-3].

But OFDM is having major drawback of a high Peak-to-Average Power ratio (PAPR) [4-5]. This causes clipping of the OFDM signal by the High power amplifier (HPA) and in the HPA output producing nonlinearity. This non-linearity distortion will result in-band distortion and out-of-band radiation. The in-band distortion causes system performance degradation and the out-of-band radiation causes adjacent channel interference (ACI) that affects systems working in neighbor band. Hence the OFDM signal may have In-band and Out-of-band distortion which degradation of Bit-error-rate (BER) performance. One solution is to use a linear power amplifier with large dynamic range. However, it has poor efficiency and is expensive too.

This paper continues as follows: Section 2 explains the concept of OFDM. Various approaches of PAPR reduction is described in Section 3. Section 4 explains the PAPR. Proposed method is explained in section 5. Simulations Result was discussed in section 6. Conclusion and future work explained in section 7.

II. ORTHOGONAL FREQUENCY DIVISION MULTIPLEXING (OFDM)

OFDM is a Multicarrier Transmission technique which divides the available spectrum into many carriers each one being modulated by a low data rate stream. OFDM is similar to Frequency Division Multiple Access (FDMA) in that the multiple user access is achieved by sub-dividing the available bandwidth into multiple channels, which are then allocated to users. This is achieved by making all the carriers orthogonal to one another, preventing interference between them [6, 7].

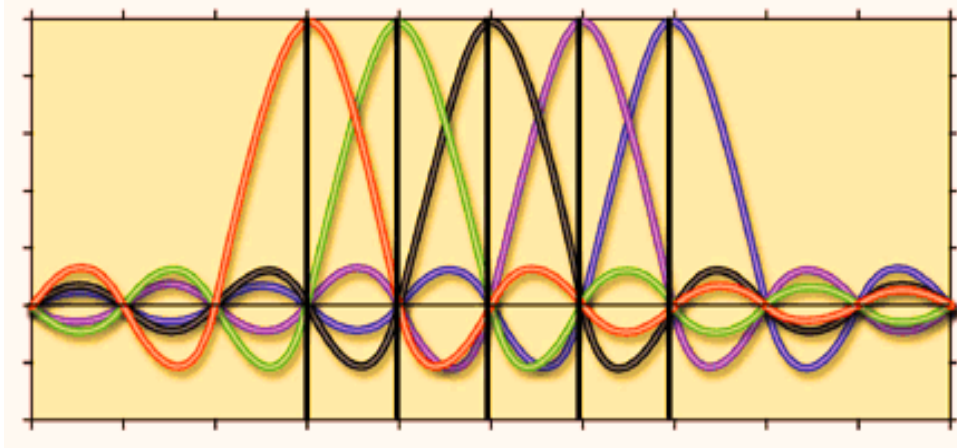


Fig.1 Orthogonality of subcarriers

The subcarriers in an OFDM signal are spaced close as is theoretically possible which maintain orthogonality between them. The orthogonality of the carriers means that each carrier has an integer number of cycles over a symbol period. Due to this the spectrum of each carrier has a null at the center frequency of each of the other carriers in the system. This results in no interference between the carriers, allowing them to be spaced as close as theoretically possible.

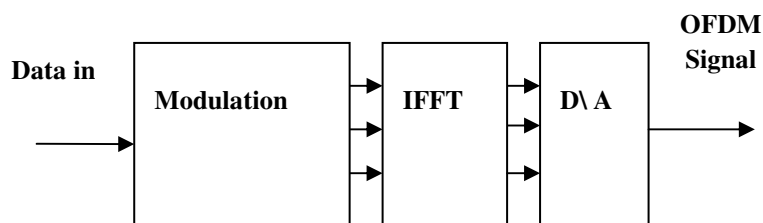


Fig.2 OFDM transmitter

To generate OFDM successfully the relationship between all the carriers must be carefully controlled to maintain the orthogonality of the carriers. For this reason, OFDM is generated by firstly choosing the spectrum required, based on the input data, and modulation scheme used. Each carrier to be produced is assigned some data to transmit. Fig.2 shows the transmission of OFDM signal. The orthogonal carriers required for the OFDM signal can be easily generated by setting the amplitude and phase of each frequency bin, then performing the IFFT. Since each bin of an IFFT corresponds to the amplitude and phase of a set of orthogonal sinusoids, the reverse process guarantees that the carriers generated are orthogonal.

III. RELATED WORKS

Several algorithms [8-11] have been proposed to handle this PAPR problem. However, none of these algorithms have produced significant reduction of PAPR in OFDM systems. A simple Encodable/Decodable OFDM QPSK proposed in [12] used Reed-Muller code with QPSK. This could reduce the PAPR but it could not be used with higher order signal constellations. OFDM PAPR reduction by a rotation of redundancy bit position in subblock code word scheme was proposed in [13]. In this method the redundant bit positions of subblock code words are rotated and the lowest PAPR

codeword is chosen by a feedback scheme. However, the side information for bit position is required. Companding transform [14,15] compresses a large signal while enhancing a small signal that can achieve a desired PAPR but with a significant increase in the bit error rate (BER). Selective Mapping (SLM) [16, 17] is based on the creation of P different signals from the original input data vector. The tone reservation method [18], also called Peak-Reduction Carriers, reserves a set of subcarriers to create the PAPR reduction signal $c(t)$, while the tone injection method makes use of so-called expanded constellation diagram [19]. Block coding was proposed in [20], in which a data sequence is embedded in a longer sequence, and only a subset of all these possible sequences is used to exclude patterns generating high PAPR.

IV. THE PAPR OF OFDM SYSTEM

An important limitation of OFDM is that it suffers from a high Peak-to-Average Power Ratio (PAPR) resulting from the coherent sum of several carriers. This forces the power amplifier to have a large input backoff and operate inefficiently in its linear region to avoid intermodulation products. High PAPR also affects D/A converters negatively and may lower the range of transmission. The PAPR of OFDM is defined as the ratio between the maximum power and the average power. The PAPR of the OFDM signal $X(t)$ is defined as

$$PAPR = \frac{P_{peak}}{P_{average}} = \frac{\max [|x_n|^2]}{E [|x_n|^2]} \quad (1)$$

Where x_n = An OFDM signal after IFFT (Inverse Fast Fourier transform)

$E[.]$ = Expectation operator, it is an average power.

V. PROPOSED METHOD

This method is a simple but efficient algorithm for PAPR reduction by using CAP-PT (Clipping, Amplification and Peak Windowing / Partial Transmit) method. Fig.3 depicts the block diagram of the proposed CAP-PT model.

The algorithm is based on clipping the amplitude of OFDM signal that exceeds threshold value say (A) . The amplitude of signals exceeding clipping threshold value (say A) is clipped and the signals having amplitudes less than amplification threshold value say (B) are amplified to threshold level. PAPR is calculated for the clipped signal and compared with that of the original PAPR of OFDM signal. Clipping can be performed by clipping the complex envelope of OFDM signal.

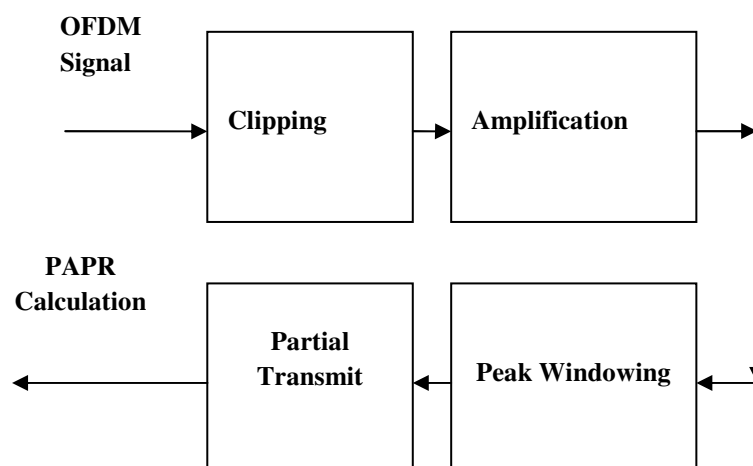


Fig.3 Block Diagram of Proposed CAP-PT model

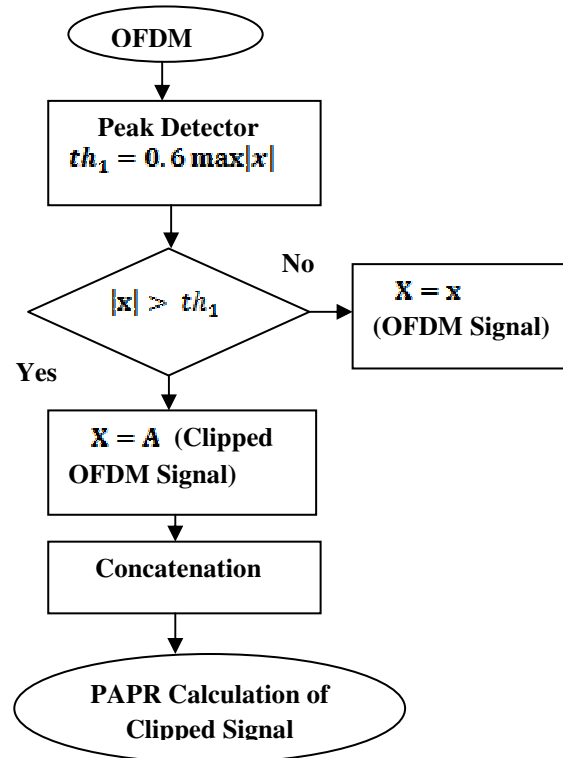


Fig.4 Flowchart for Clipping

Probability of clipping is defined as

$$CCDF = P_c = P\{A < X < \infty\}$$

$$= e^{-\frac{A}{(2\sigma^2)}} \quad (2)$$

where, A is clipping level and σ^2 is variance of x

Taking ln on both sides we get,

$$-2 \ln(CCDF) = PAPR \quad (3)$$

Or

$$A^2 = -\ln(CCDF)\sigma^2 \quad (4)$$

Above equations gives the relation between CCDF and PAPR. This concludes that with decrease in PAPR the CCDF increases and vice versa.

This clipping and amplification process then combines with peak windowing technique. Fig.4 shows the flowchart for clipping process. The process of peak-windowing is realized by multiplying window function from the biggest peak to the smaller peaks in the peaks exceeding fixed value level. In proposed method, peak-windowing is performed on clipped and amplified OFDM signal. Our method suppresses the out of radiation caused by clipping which results in PAPR reduction. This technique does not require a high power amplifier which increases the circuit complexity at the receiver.

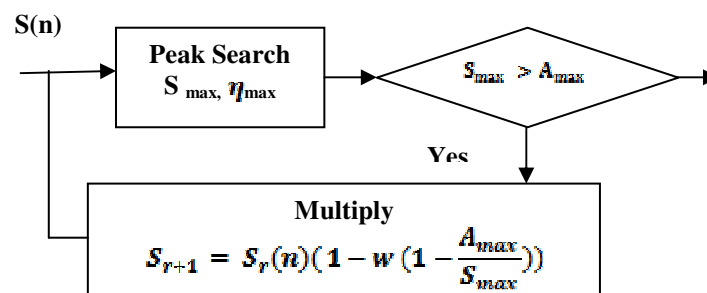


Fig.5. Process of Peak windowing

Fig.5 shows the process of peak windowing. s_{max} is the symbol which has the biggest peak in an iterative signal $x(n)$. n_{max} is its index. r is the iteration number. w is the window function. A_{max} is the maximum amplitude after clipping and Amplification. P_{mean} is the average input power of the OFDM signal before clipping.

In Partial Transmit Sequences (PTS) method, the IFFT inputs symbols are divided into several frequency disjoint subblocks. The IFFT operation is performed not on the N subcarriers in total, but separately on these subblocks. The output of l -th subblock is then multiplied by so-called complex rotation factor b_l . The values of b_l for all l are then optimized to find complex rotation factors resulting in the lowest symbol PAPR. This optimization has to be performed in the real time for each IFFT input symbol. The information about used complex rotation factors has to be send as a side information to the receiver. This reduces the useful data rate. The Block diagram of PT is shown in the fig.6.

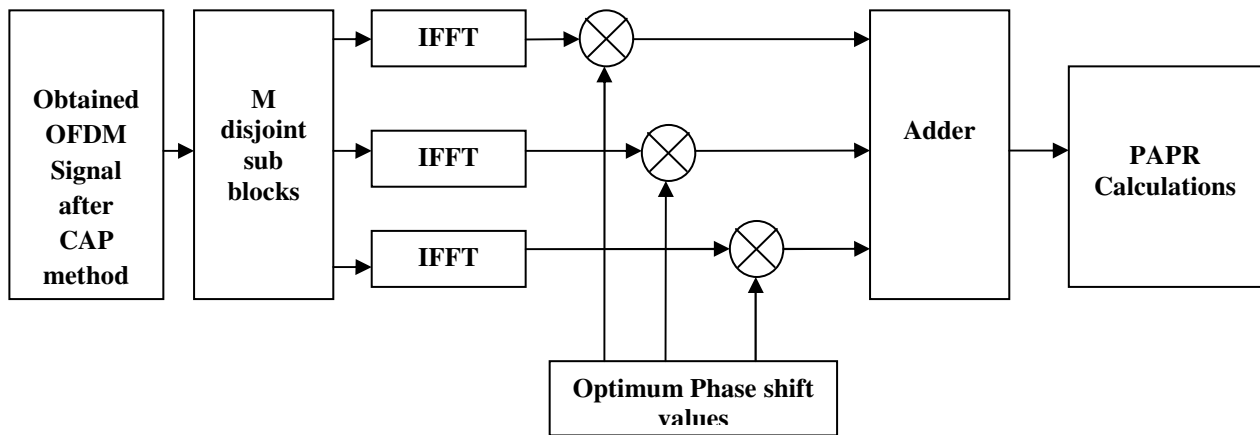


Fig.6. Block diagram of Partial Transmit

VI. SIMULATION RESULTS AND DISCUSSIONS

Simulations of clipping and amplification methods and proposed CAP/ PT method are compared. The simulation parameters are listed in Table 1. OFDM signal is generated using QPSK modulation. Then it undergoes clipping process. In clipping, peak of the OFDM signal is detected by using peak detector (th_1) to set the clipping threshold (A). Then the peak of the OFDM which is above th_1 i.e., 0.6 times of peak value of the OFDM signal is clipped. Figure.7 shows the comparison of original signal and clipped signal. Threshold (th_1) is calculated by using peak detector as 0.45. After clipping process, amplification takes place which amplifies the signal that has low amplitude.

TABLE 1 simulation parameters

Modulation	M-QAM, M-PSK
Number of data subcarriers	64
Number of FFT points	8
Number of sub-blocks	4
Window function	Blackman
Channel Model	AWGN

In Peak detection, components of the amplitude which exceeds fixed value is detected. Peak-detection is transferred to frequency domain by FFT. Out of band components which are generated by FFT are set to zero. Thus out of band radiations is suppressed by peak windowing. As PT is distortion less technique, it reduces in band distortion. PAPR reduced to 2.8 dB when CAP combined with PT method.

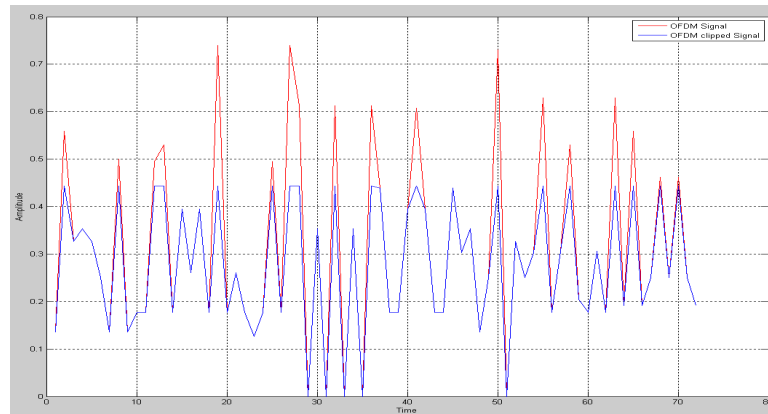


Fig.7 comparison of original and clipped OFDM signal

Comparison between different M-ary (M- QAM, and M-PSK, M=16, 32, 64) modulation technique for CAP-PT method is investigated choosing clipping threshold to be 60 % of the peak volt of OFDM signal. Fig. 8 shows the comparison between 16-PSK and 16- QAM, 32-PSK and 32- QAM, 64-PSK and 64-QAM respectively. On X-axis different modulation techniques (M-QAM, and M-PSK, M=16, 32, 64 as 1, 2, 3, 4, 5 & 6 respectively) and on Y-axis PAPR reduction (in dB) is plotted. It is observed that with increase in M (M=16, 32, 64) the PAPR increases and so does PAPR reduction. It is also observed that PSK has better performance over QAM in terms of PAPR reduction i.e. PSKs have more PAPR reduction than QAMs.

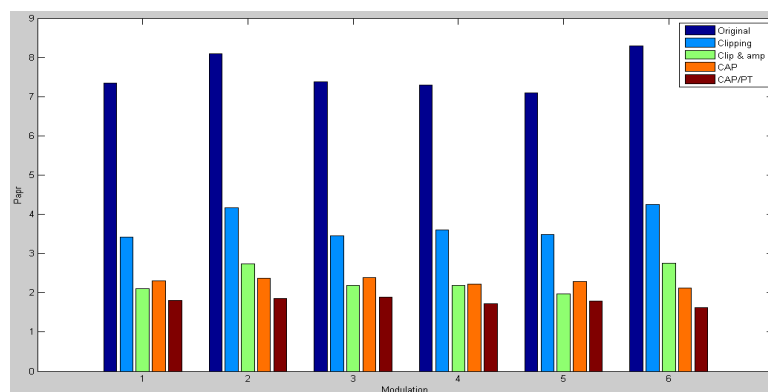


Fig. 8 Comparison between 16- QAM, 32- QAM, 64-QAM and 16 –PSK, 32-PSK, 64-PSK respectively

The value of PAPR reduction (in dB) is indicated in the figure. The conclusion drawn from this is that the PSK modulation technique is better than QAM in OFDM in terms of PAPR and QAM. To say in other way, if PSK modulation is used during generation of OFDM signal, PAPR will be less and if PAPR occurred is high(since the PAPR is dependent of the bit sequence), PAPR can be considerably decreased using CAP-PT method.

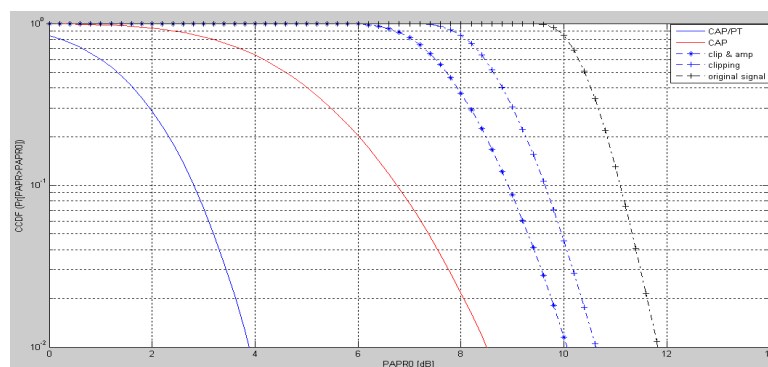


Fig.9. comparison of PAPR with probability of clipping of CAP-PT method

Figure.9 shows the plot of PAPR Vs complementary cumulative distributive function (CCDF) of clipping, amplification and peak windowing combined with Partial transmit methods. Table 2 shows that the increase in the clipping probability, PAPR decreases.

Table 2 Reduction of PAPR of various methods

Method	Original Signal	Clipped Signal	Clipped and Amplified Signal	CAP	CAP/PT
CCDF					
0.01	11.8	10.8	10	8.5	3.9
0.1	11	9.8	9	7	2.8

VII. CONCLUSION AND FUTURE WORK

In this paper Orthogonal Frequency Division Multiplexing (OFDM) is presented as one of best candidates for fourth generation (4G) communication system, as it can combat radio impairments very effectively with very efficient use of spectrum. But every advantage comes with some disadvantages. Different disadvantages of OFDM such as frequency synchronization, maintaining orthogonality among carriers, local oscillator offset etc.

This paper mainly focuses on one of the challenging drawback of OFDM that is high peak to average power ratio (PAPR). A new CAP-PT method is proposed in this paper. Clipping is a non-linear process and causes significant inband distortion that causes bit error degradation, outband distortion causes degradation in spectral efficiency. The drawback of clipping can be combated using peak windowing technique. Peak windowing seems to be beneficial. Partial transmit significantly reduce in band distortions with large PAPR reduction.

REFERENCES

- [1] DVB, "Frame structure channel coding and modulation for a second generation digital terrestrial television broadcasting system (DVB-T2)," ETSI EN 302755 V1.1.1 September 2009.
- [2] Kyeongcheol Yang and Seok-II Chang, *Peak-To-Average Power control in OFDM using standard Arrays of Linear Block Code*, IEEE communication letters, Vol.7, No.4, pp. 174-176, April 2003
- [3] R. Van Nee and R. Prasad, *OFDM for Wireless Multimedia Communications*, Artech House, Boston, Mass, USA, 2000.
- [4] A. Ghassemi and T. A. Gulliver, *Fractional Selective mapping using Decimation in time IFFT/FFT.*, Publication in WCNC 2008 Proceedings IEEE, pp. 543- 547.
- [5] Abdulla A. Adouda, *PAPR Reduction of OFDM signal using Turbo coding and Selective Mapping.*, Proceedings of 6th Nordic signal processing symposium-NORSIG2004.
- [6] Hujun Yin and Siavash Alamouti, "OFDMA: A Broadband Wireless Access Technology". IEEE Sarnoff Symposium, August 2007.
- [7] Palement.R.V, "Evaluation of Single Carrier and Multicarrier Modulation Techniques for Digital ATV Terrestrial Broadcasting CRC Rep", Ottawa, ON, Canada, CRC-RP-004, 2004.
- [8] Mario Bonaccorso, Veronic Buzenac. "Reducing the Peak to Average Power Ratio in OFDM Systems", Dix-septième colloque GRETSI, Vannes, september 2008.
- [9] Han.S.H, and J. H. Lee, "An overview of peak-to-average power ratio reduction techniques for multicarrier transmission," IEEE Wireless Communications Magazine, Vol.12, No.2, pp.56-65, 2005.
- [10] Telladoj, "Peak to average power reduction for multicarrier modulation", Ph.D. distortion, standard University, 2000.
- [11] Rana.M.M "Clipping based PAPR reduction method for LTTE OFDMA Systems", IEEE IJECS-IJENS, Vol: 10 No.:05, 2000.
- [12] ChongC., V. and T arokh,V, *A Simple Encodable / Decodable OFDM QPSK Code with Low Peak-to-Mean Envelope Power Ratio*. IEEE Transactions on Information Theory, Yol. 41, No 7, pp. 3025-3029, 2001.
- [13] Tan, M., et al., *OFDM Peak Power Reduction by a Novel Coding Scheme with Threshold Control*, IEEE Vehicular Technology ConferenceY, ol. 2, No 54ND, pp. 669-612,2001.

- [14] Wang X, Tjhung, T.T., Ng, C.S., "Reduction of peak to average power ratio of OFDM system using a companding technique", IEEE transactions on broadcasting, Vol.25, Sep 2002.
- [15] Huang,X ., et al., *Companding Transform for the Reduction of Peak-to-Average Power Ratio of OFDM Signals*, IEEE Vehicular Technology Conference Vol. 2, No 53, pp. 835-839,2001.
- [16] Bauml, R.W., Fischer, R.F.H., and Huber, J.B." Reducing the peak to average power ratio of multi carrier modulation by selective mapping", IEEE Electronics Letters, Vol.32, Oct 2006.
- [17] Han.S.H and J.H. Lee, "Modified selected mapping technique for PAPR reduction of coded OFDM signal," IEEE Transactions on Broadcasting, Vol.50, No.3, pp.335-341,2004.
- [18] I. M. Mahafeno, Y. Lou'et, and J. F. H'elard, "Peak-to-average power ratio reduction using second order cone programming based tone reservation for terrestrial digital video broadcasting systems," *IET Communications*, vol. 3, no. 7, pp. 1250–1261, 2009.
- [19] TELLADO, J. *Multicarrier Modulation with Low PAR*, Kluwer Academic Publishers, 2000
- [20] Wilkison, T.A. and Jones, A.E., "Minimization of the peak to mean envelope power ratio of multicarrier transmission schemes by block coding", IEEE Vehicular Technology Conference, Vol.2., Jul 2005.

Bibliography

RajaRajeshwari.C received the B.E. from Kongu Engineering College, Perundurai affiliated to Anna University, Chennai in 2009. She is currently working towards the M.E. degree at Sri Shakthi Institute of Engineering And Technology, Affiliated to Anna University of Technology, Coimbatore. Her current research interests include the areas of wireless communications, especially for OFDM systems with emphasis on research of PAPR reduction.



M. RajKumari was born in Tamil Nadu, India in the year 1973. She has completed B.E., in Electronic and Communication Engineering in the year 1995 at Thiagarajan College of Engineering, Tamil Nadu, India and M.E., in Communication Systems in the year 1997 from the same Institution. She is working as Lectutrer since 1998 till date. She has an overall teaching experience of 14 years in various Engineering institution both in India and Malaysia. At present she is working as Senior Assistant professor in ECE dept in Sri Shakthi Institute of Engineering and Technology, Coimbatore. Her Areas of Interest are Wireless Communication, Microwave Engineering and Terahertz Communication. She is a member of IEEE.

